



District Report Card: 2017


State: Odisha	District: Nayagarh
Class: 5	Subject: Language
Schools: 61	Students: 958


Participation/Coverage


Students

 GENDER	Boys		Girls	
	Number	%	Number	%
	529	55.22	429	44.78

 AREA	Rural		Urban	
	Number	%	Number	%
	888	92.69	70	7.31

 CATEGORY	SC		ST		OBC		GEN	
	Number	%	Number	%	Number	%	Number	%
	188	19.62	27	2.82	702	73.28	41	4.28

 CWSN	LD	VI	HI	S&LD	ID	Oth
	1	4	0	3	2	5

 Management	Government		Government-aided	
	Number	%	Number	%
	954	99.58	4	0.42

Average Performance of Students in Language (%)

Overall	Gender		Area		Management		Social Group			
	Male	Female	Rural	Urban	Govt.	Aided	SC	ST	OBC	GEN
56.98	55.92	58.29	56.22	66.57	56.95	63.33	52.09	51.60	58.40	58.70

Performance on Learning Outcomes (LOs)

Learning Outcomes	Description	Average Performance(%)
L504	Reads and comprehends independently storybooks, news items/ headlines, advertisements etc.	52.94
L508	Reads text with comprehension, locates details and sequence of events	59.00

Range of Performance of Students who Answered Correctly							
Below 30%		30% - 50%		50% - 75%		Above 75%	
Number	%	Number	%	Number	%	Number	%
104	10.86	254	26.51	403	42.07	197	20.56

Lowest Performing Learning Outcomes (LOs)

- 1 - Reads and comprehends independently storybooks, news items/ headlines, advertisements etc. (52.94)
- 2 - Reads text with comprehension, locates details and sequence of events (59.00)